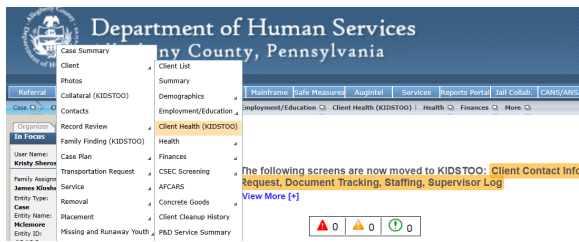


## Client Health Screen Updates

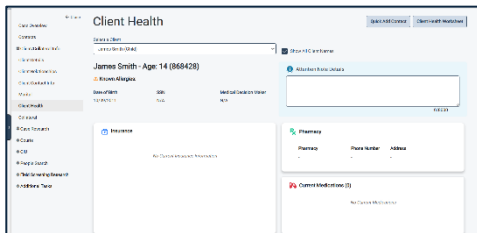
### Client Health Navigation

**Client Health** screen has been moved from KIDS to KIDS TOO. When the user clicks on Client Health from the Investigation or Case left navigation menu, KIDS TOO will launch the Client Health screen. Users can also navigate to this screen from Legacy KIDS using Client Health (KIDS TOO) menu under Referral -> Client or Case -> Client



### Screen changes

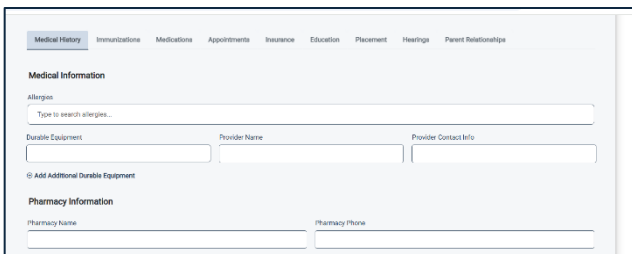
Upon landing on the screen, the client needs to be selected for whom the health information needs to be viewed or edited. If the client is not active anymore on the



case/referral, check the 'Show All Client Names' checkbox to see all clients including inactive ones. The top section of the screen shows all the critical information about the selected client's health already

case/referral, check the 'Show All Client Names' checkbox to see all clients including inactive ones.

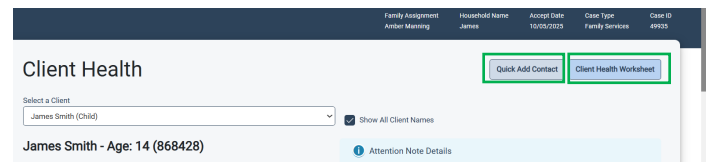
The top section of the screen shows all the critical information about the selected client's health already



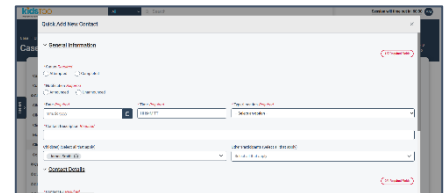
entered in KIDS TOO. This section will get updated as the information is captured on respective tabs.

There are 9 tabs on the screen, 6 (**Medical History, Immunizations, Medications, Appointments, Insurance and Education**) of which allow user to capture a specific health information and last 3 (**Placement, Hearings and Parental Relationships**) are read-only tabs displaying information that might be useful while reviewing health data and making decisions for child's health.

**Client Health Worksheet Button** will allow the user to generate the word (.docx) document for Client Health Information and print it.



**Quick Add Contact** button open the Quick Contact popup that allows the user to document contact without having to navigate to the Contact screen.



### Document Upload

**Upload Document Button** will allow the user to upload any supplemental documentation related to the client's health.

